

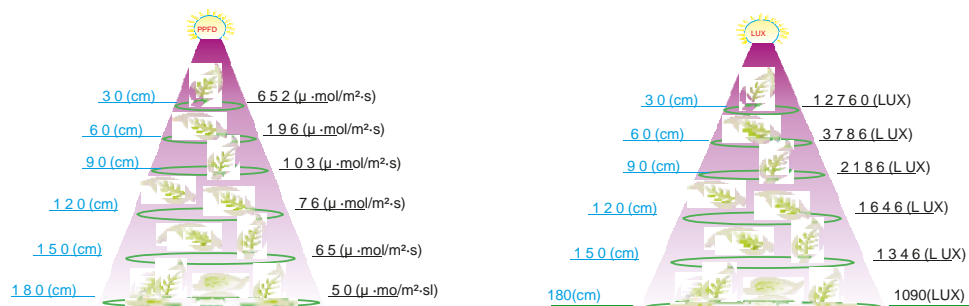
Product Pictures

50W LED Grow Light



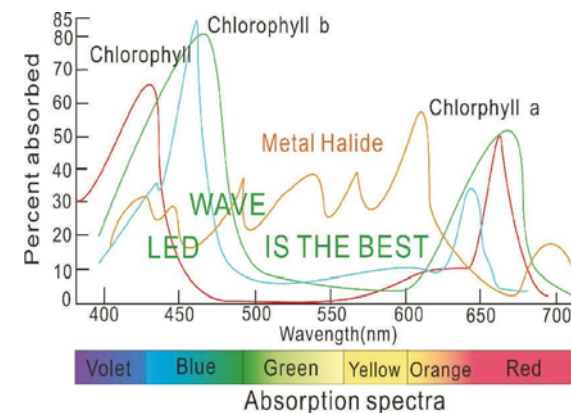
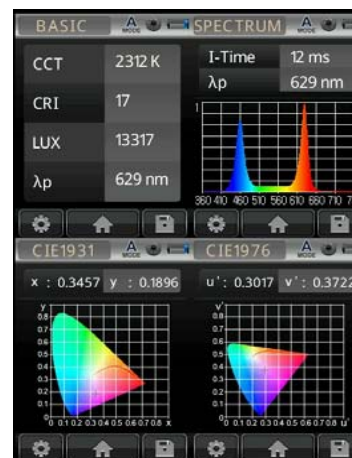
Item	Value	Item	Value
Power Consumption	50±8W	Size	300X300X30mm
Working Temperature	-20~40 ° C	Lumen	2900Lm
Storage Temperature	-35~80 ° C	Life time	50.000hours
Working Frequency	47-63Hz	Input current	1.4A~0.53A
Input Voltage	AC100-265V	Lighting Area	1m²
Lighting time per day	12-18 Hours	Packing Dimension	315X340X35mm/1pcs
Height above the Plant	0.3M/0.6M/0.9M/1.2M	Color	White/black green/blue
Lux ( centre)	12760,0.3M/3786,0.6M 2186,0.9M/1646,1.2M	N.W	1.2kg/pcs
Wavelength Angle of leds	Red/Blue/White	GW	13kg/10pcs

Values



- 1.Equivalent to 200-300 Watt HPS light.
- 2.50W LED Grow Light made with iron shell,225pcs 2835 LED, built in 1pcs 50W constant current power supply, high performance, low consumption.
- 3.Input voltage 100-265V,works at any country.
- 4.1pcs low noise fan built in to cool down the temperature, which keeps the item running well.
- 5.Application for all phase clone, grow, flowering.
- 6.Different ration optional, red is good for flowering, budding and blue is good for vegetative. 7.Environment friendly, don't contain the harmful substance.

- Warnings:**
- 1.Indoor use only.
  - 2.To avoid being damaged,do not use water or drip irrigation while using. 3.Sunshine lighting time should be 12-18 hours.
  - 4.While irradiating the plants, the height above the plants should more than 10 inches, low height will cause the destruction of plants.
  - 5.Highly hang the lamp will weaken the energy and affect the growth cycle of the plants, so the lamp should not be hung too high.
  - 6.While taking care of the plants, please spray the leaves and branches 2-3 times everyday,
- to ensure the the plants do not wrinkle a wither, and have no phenomenon of few fruit, and hard pericarp.



50W LED GROW LIGHT

